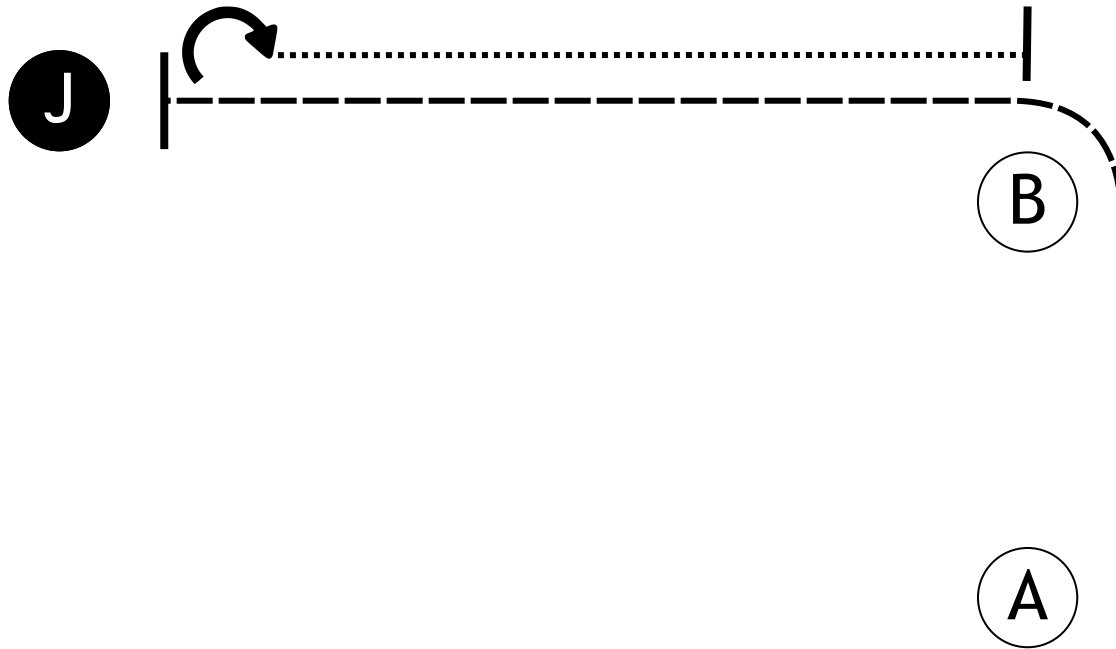


# KHSC April 2026

## Walk/Trot Showmanship

### (Classes 7, 8, 9, 10)

Show Date: 4/11/2026 - 4/12/2026



Be ready at A.


1. Trot from A to the Judge.
2. Stop and set up for inspection.
3. When dismissed, perform a 180 degree turn.
4. Walk to B, stop and wait for instructions from the ring steward.

Walk .....  
 Trot ----  
 Back CCCC  
 Marker (A)  
 Judge (J)

# KHSC April 2026

## Walk/Woah Showmanship 9 & Under (Class 11)

Show Date: 4/11/2026 - 4/12/2026



Be ready at A.

1. Walk from A to the Judge.
2. Stop and set up for inspection.
3. When dismissed, perform a 180 degree turn.
4. Walk to B, stop and wait for instructions from the ring steward.

- Walk ..... (dotted line)
- Trot ---- (dashed line)
- Back CCCC (two rows of five 'C's)
- Marker (A) (circle with 'A')
- Judge (J) (black circle with 'J')

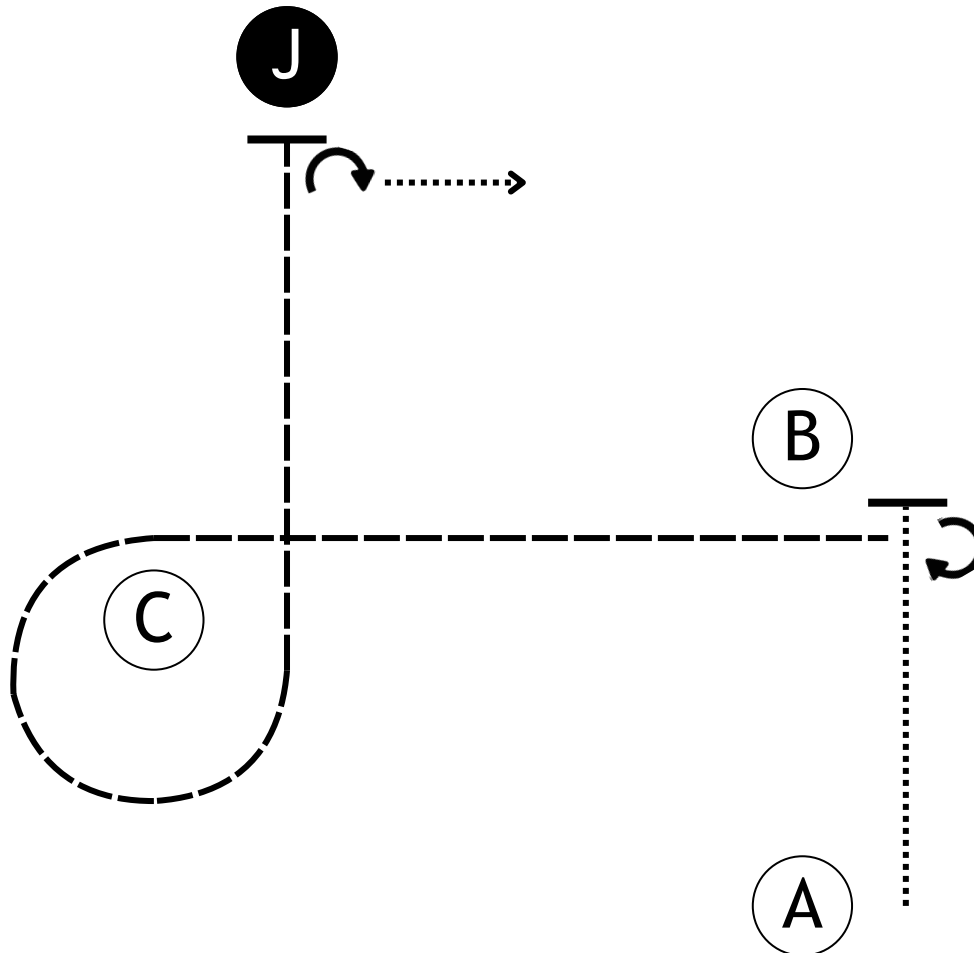
Provided By:  
Judges

# KHSC April 2026

## Showmanship

### (Classes 12, 13, 14)

Show Date: 4/11/2026 - 4/12/2026



Be ready at A.

1. Walk from A to B.
2. Stop just before B and perform a 270 degree turn.
3. Trot to and around C and to judge as shown.
4. Stop and set up for inspection.
5. When dismissed, perform a 90 degree turn and walk away.

Walk .....

Trot ----

Back C C C C C

Marker (A)

Judge (J)


Follow the instructions of your ring steward.

Provided By:  
Judges

# KHSC April 2026

## Walk/Woah Equitation/Horsemanship 9 & Under (Class 17)

Show Date: 4/11/2026 - 4/12/2026



Be ready at A.

1. Walk A to B.
2. Walk B to C.
3. At C, stop and back.

Walk .....

Trot ----

Back CCCC  
CCCC

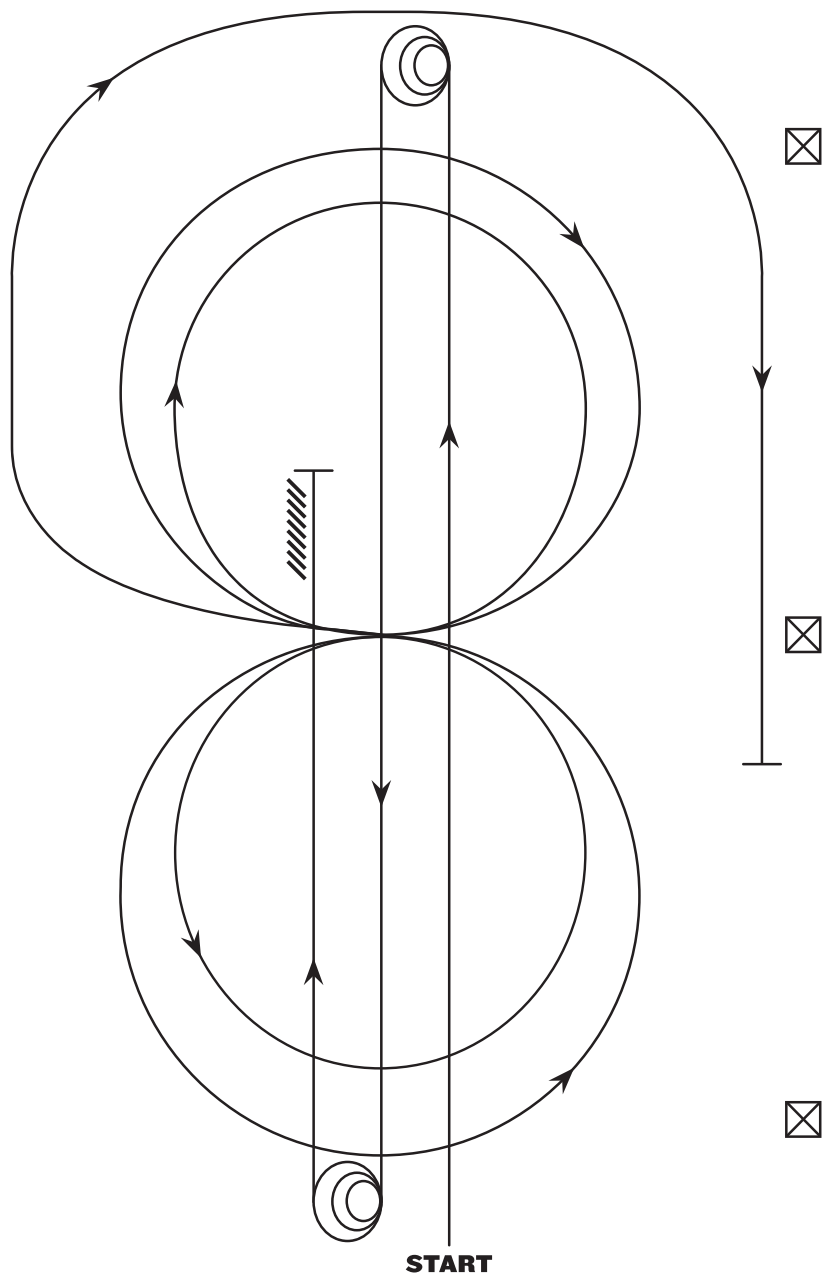
Marker (A)

Provided By:  
Judges

# KHSC April 2026

## VRH AND RHC RANCH REINING PATTERN 4

(Classes 31, 32, 33)



**Mandatory Marker along Fence or Wall:** The judge shall indicate with markers on arena fence or wall the center of pattern. Judge shall also end place markers on fence or wall at least 50' from each end of the arena.

Ride pattern as follows:

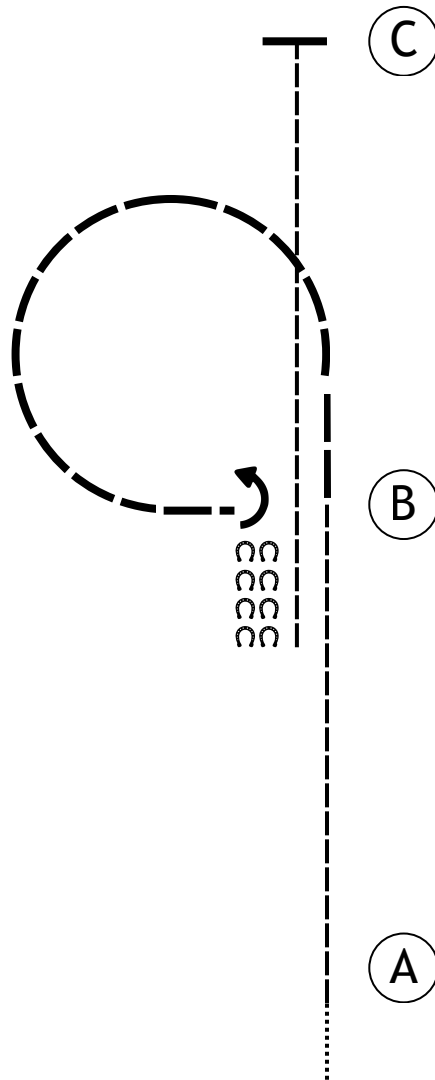
1. Run up center of arena past the end marker and do a sliding stop.
2. Complete 3 1/2 spins to the left.
3. Run down to opposite end of arena, past the end marker and do a sliding stop.
4. Complete 3 1/2 spins to the right.
5. Run past the center marker and do a sliding stop. Back at least 10 feet. Complete 1/4 turn to the left; hesitate.
6. Beginning on right lead, complete two circles to the right - the first one small and slow, the second one large and fast. Change leads at center of arena.
7. Complete two circles to the left - the first one small and slow, the second one large and fast. Change leads at center of arena.
8. Begin a large circle to the right but do not close this circle. Run down the right side of the arena, past the center marker and do a sliding stop at least 20 feet from the fence. Hesitate to show completion of pattern.

# KHSC April 2026

## Walk/Trot Horsemanship 13 & Under, 40 & Over

### (Classes 42, 45)

Show Date: 4/11/2026 - 4/12/2026



Begin before A at a walk.

1. Jog from A to B.
2. At B, extend the jog and circle at B as shown. Stop facing B.
3. Turn 1/4 turn to the left.
4. Back one horse length.
5. Jog to C and stop.

- Walk .....
- Jog -----
- Extended Jog ———
- Back ☺☺☺☺
- Marker (A)

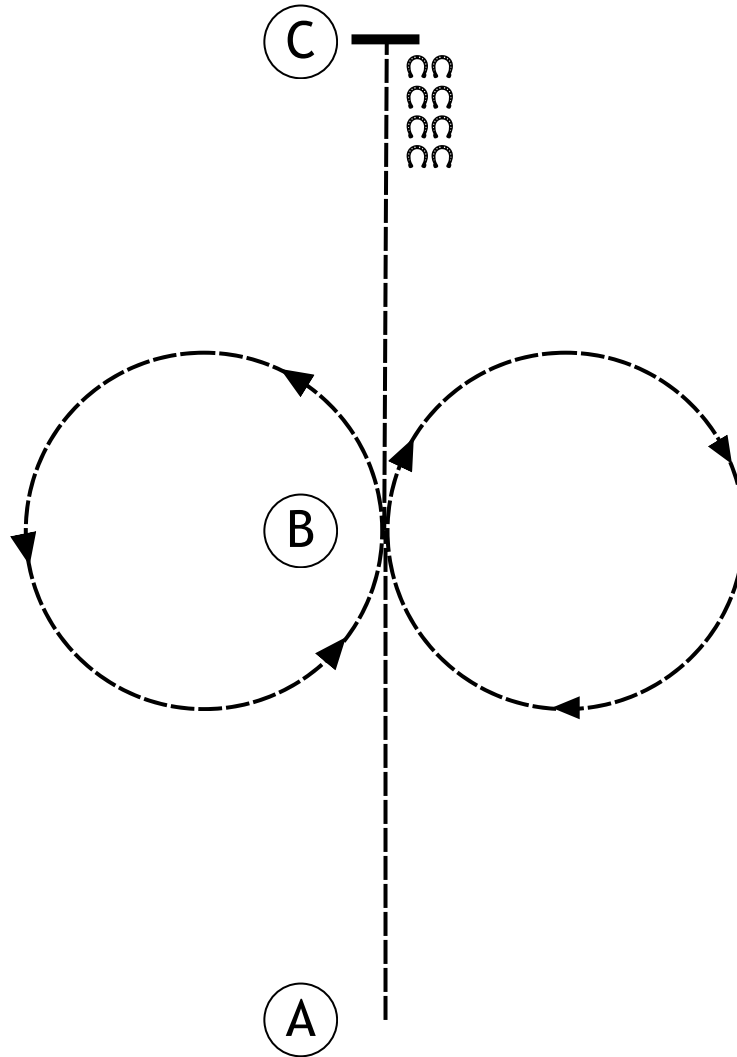
Provided By:  
Kaysinger Horse Show Circuit

# KHSC April 2026

## Walk/Trot Horsemanship 14-18, 19-39

### (Classes 43, 44)

Show Date: 4/11/2026 - 4/12/2026



Be ready at A.

1. Jog A to B.
2. At B perform a figure eight, beginning to the right.
3. Continue to jog from B to C.
4. At C, stop and back 4 steps.

Walk .....  
 Jog - - - - -  
 Extended Jog — — — — —  
 Back C C C C C  
 Marker (A)

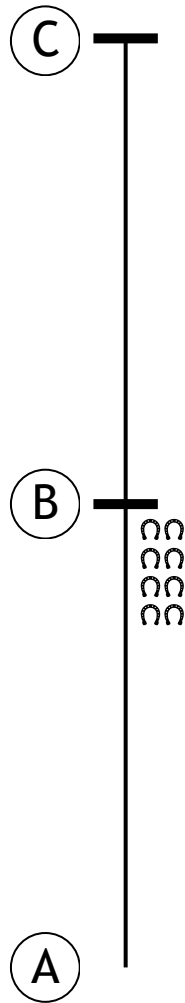
Provided By:  
 Kaysinger Horse Show Circuit

# KHSC April 2026

## Horsemanship 13 & Under

### (Class 46)

Show Date: 4/11/2026 - 4/12/2026



Be ready at A.

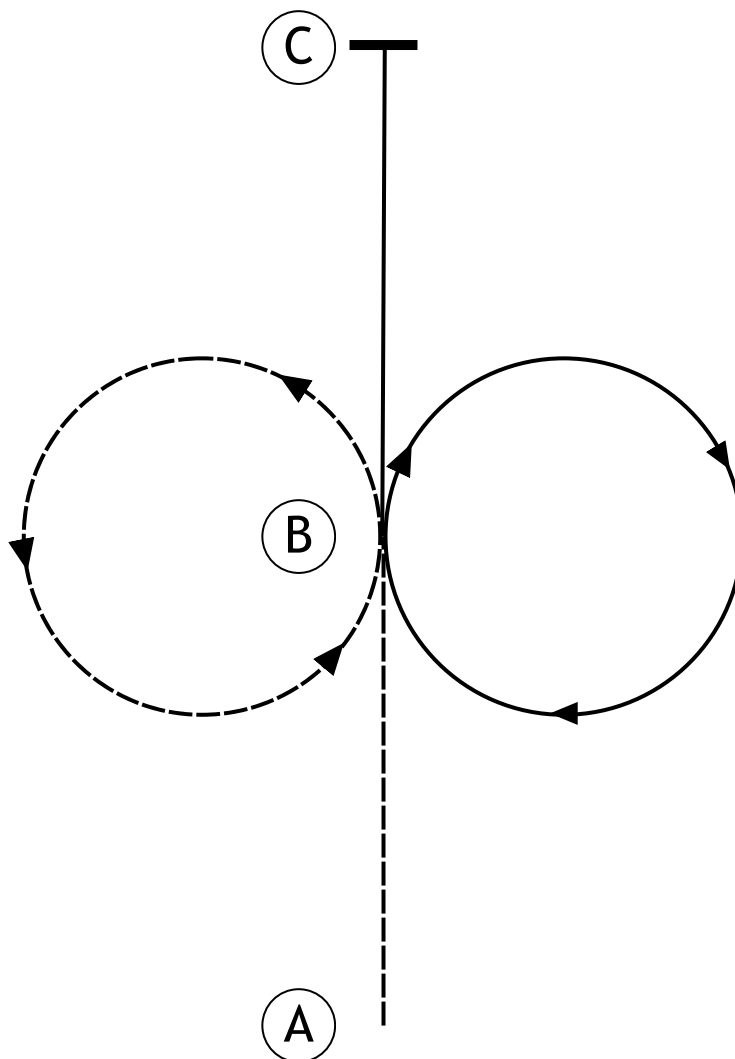
1. Lope a right lead line from A to B.
2. At B stop and back 4 steps.
3. Lope a left lead line from B to C.
4. Stop at C.

Walk .....  
Jog ----  
Lope ———  
Back CCCC  
CCCC  
Marker (A)

Provided By:  
Kaysinger Horse Show Circuit

# KHSC April 2026 Horsemanship 14-18 (Class 47)

Show Date: 4/11/2026 - 4/12/2026



Be ready at A.

1. Jog A to B.
2. At B, jog a circle to the left.
3. At B, lope a circle to the right on the correct lead.
4. Continue lope to C.
5. Stop at C.

Walk .....

Jog ----

Lope ———

Back C C C C C  
C C C C C

Marker (A)

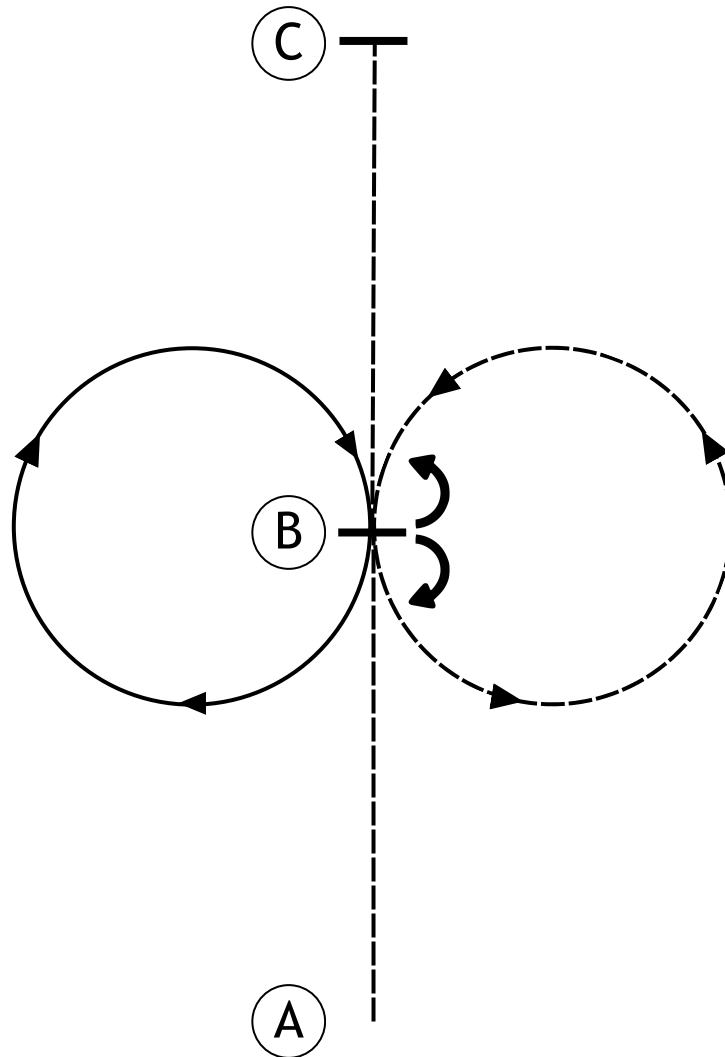
Provided By:  
Kaysinger Horse Show Circuit

# KHSC April 2026

## Horsemanship 19 & Over

### (Class 48)

Show Date: 4/11/2026 - 4/12/2026



Be ready at A.

1. Jog A to B.
2. Stop at B and perform a 180 degree turn to the right.
3. Jog a circle to the left.
4. At B, lope a circle to the right on the correct lead.
5. Stop at B and perform a 180 degree turn to the left.
6. Jog B to C.
7. Stop at C.

Walk .....

Jog ----

Lope ———

Back C C C C C

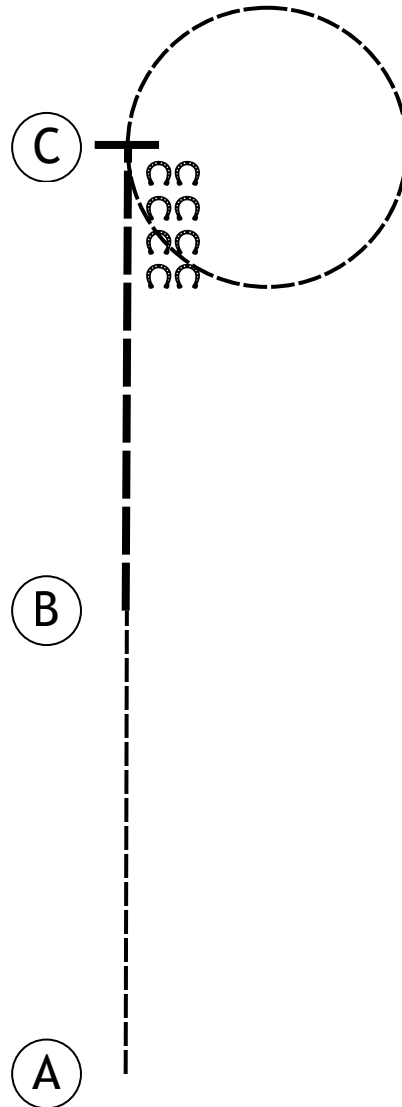
Marker (A)

Provided By:  
Kaysinger Horse Show Circuit

# KHSC April 2026

## Walk/Trot Ranch Horsemanship 13 & Under, 40 & Over (Classes 49, 52)

Show Date: 4/11/2026 - 4/12/2026



Be ready at A.

1. Jog from A to B.
2. Extend the jog to C.
3. At C, jog a circle to the right.
4. When even with C, stop and back one horse length.

Exit at a jog.

- Walk .....  
Jog ----  
Extended Jog ==  
Back cccc  
Marker (A)

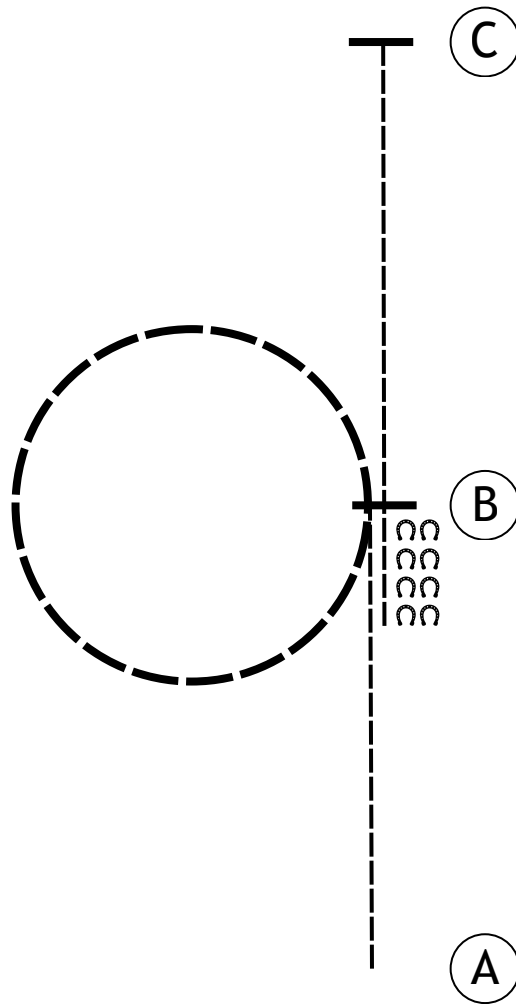
Provided By:  
Kaysinger Horse Show Circuit

# KHSC April 2026

## Walk/Trot Ranch Horsemanship 14-18, 19-39

### (Class 50, 51)

Show Date: 4/11/2026 - 4/12/2026



Be ready at A.

1. Jog from A to B.
2. Extend the jog in a circle to the left.
3. Stop at B and back one horse length.
4. Jog to C.
5. Stop at C.

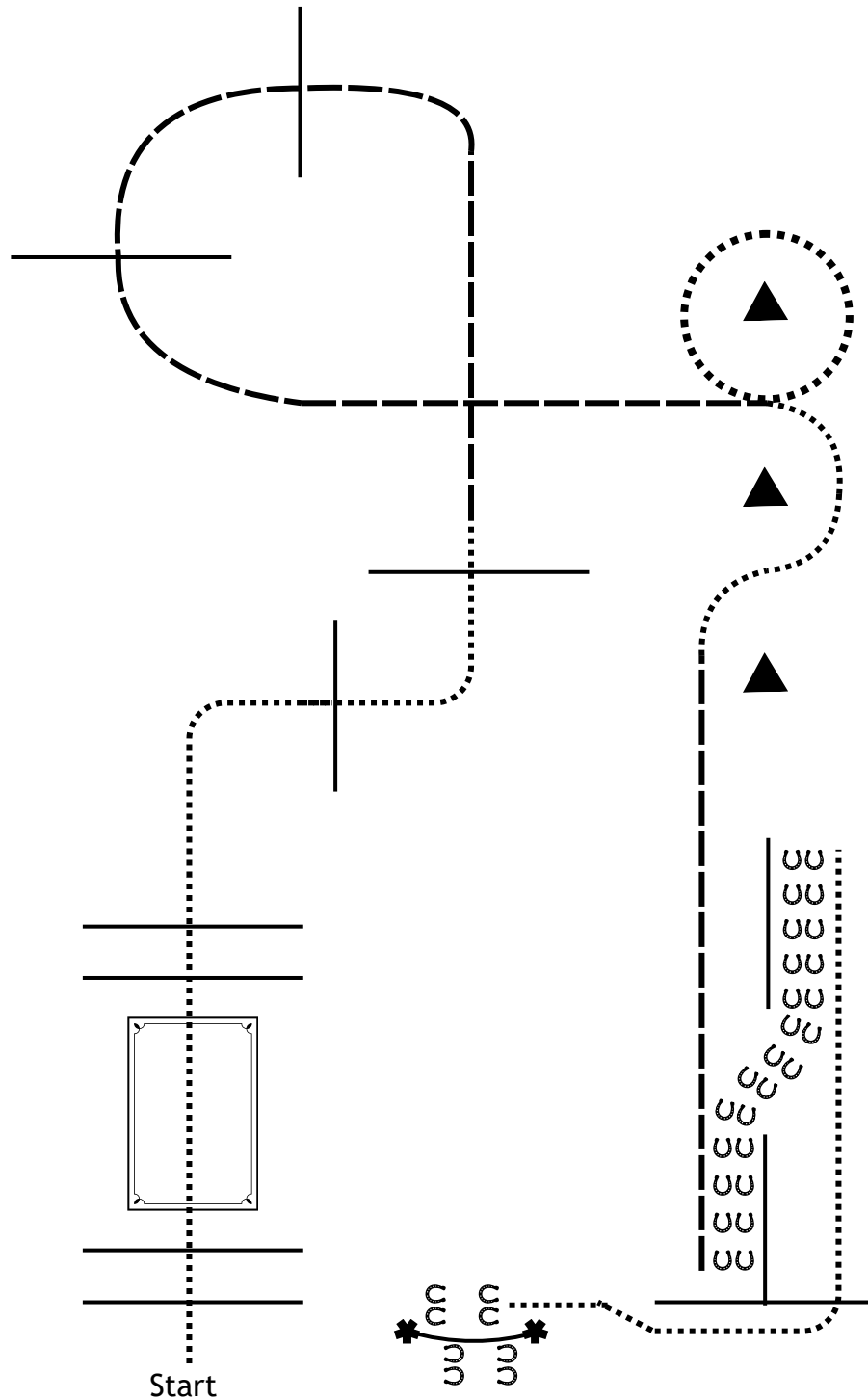
- Walk .....
- Jog ----
- Extended Jog — — —
- Back C C C C C  
C C C C C
- Marker (A)

Provided By:  
Kaysinger Horse Show Circuit

# KHSC April 2026

## In-Hand Trail Yearlings & 2 Year Old Horses (Class 53)

Show Date: 4/11/2026 - 4/12/2026



1. Walk over poles & bridge.
2. Walk over poles.
3. Trot left circle over poles to serpentine.
4. Walk left into serpentine.
5. Trot straight line and stop.
6. Back through poles.
7. Walk over pole to gate.
8. Left hand gate and walk to exit.

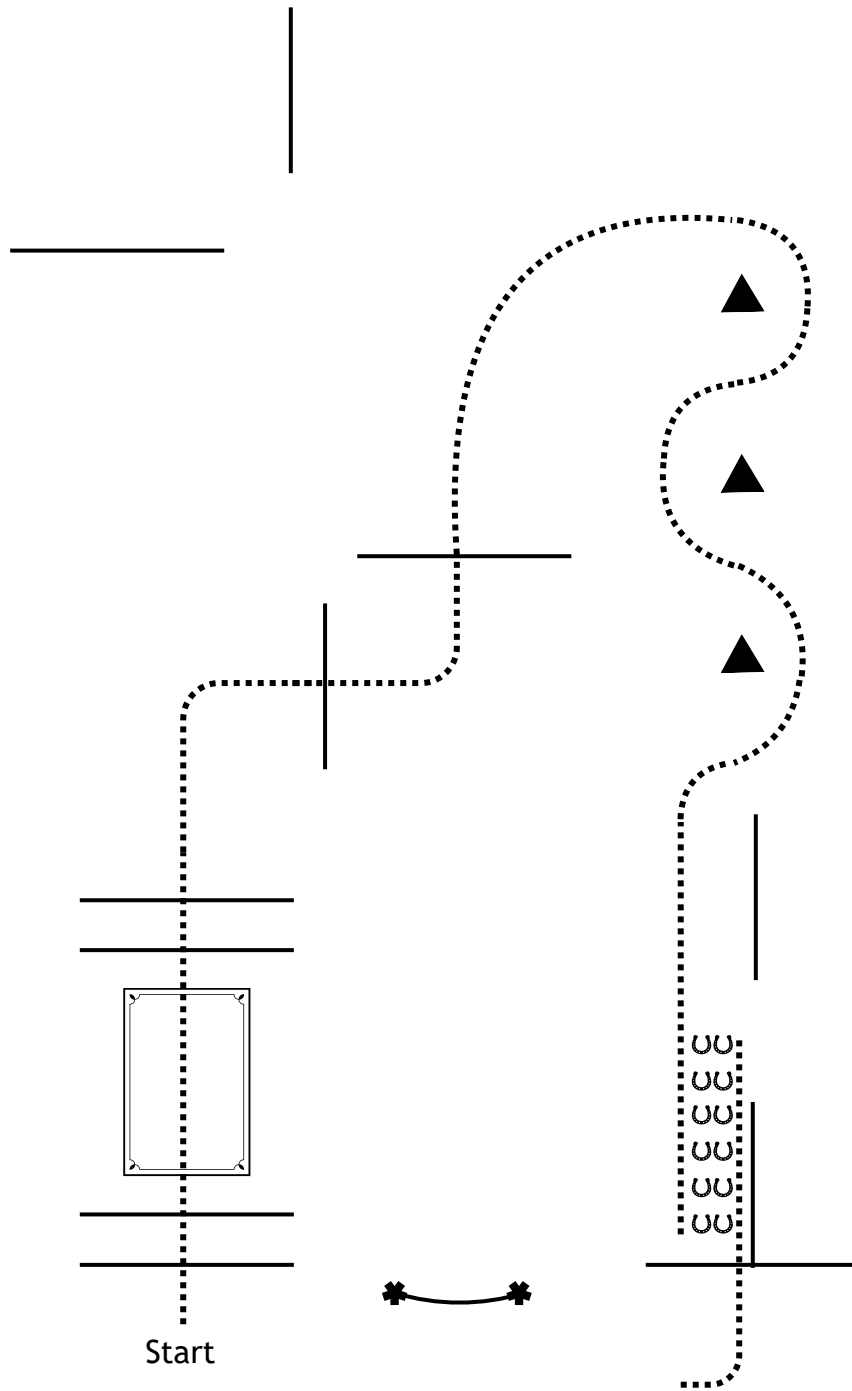
Walk .....  
Trot - - - - -  
Lope \_\_\_\_\_  
Back C C C C C

Provided By:  
Kaysinger Horse Show Circuit

# KHSC April 2026

## Walk/Woah Trail 9 & Under (Class 54)

Show Date: 4/11/2026 - 4/12/2026



1. Walk over poles & bridge.
2. Walk over poles.
3. Walk through serpentine.
4. Walk straight line.
5. Stop and back.
6. Walk to exit.

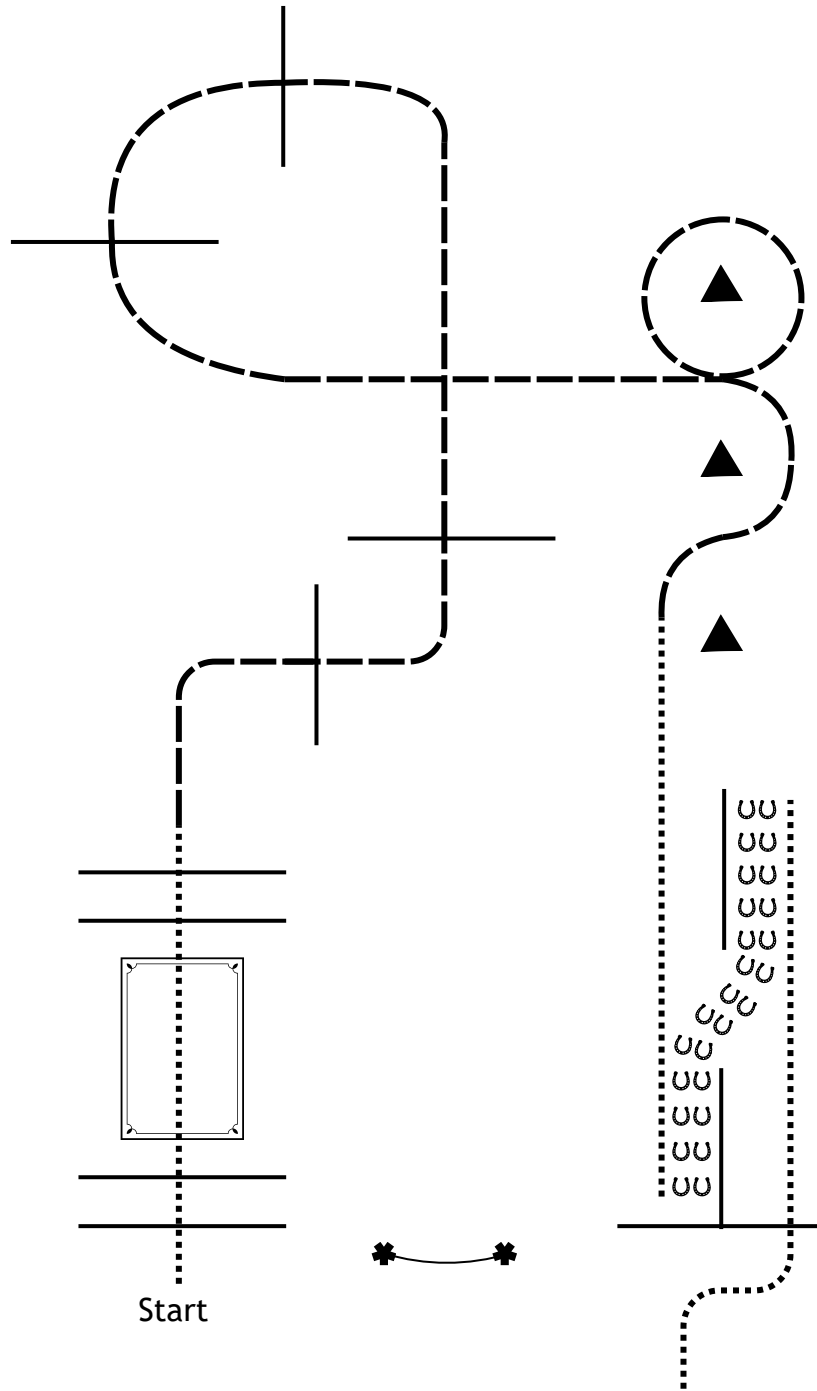
Walk .....  
 Trot - - - - -  
 Lope \_\_\_\_\_  
 Back C C C C C

Provided By:  
 Kaysinger Horse Show Circuit

# KHSC April 2026

## Walk/Trot Performance Trail (Classes 55, 56, 57, 58)

Show Date: 4/11/2026 - 4/12/2026



1. Walk over poles & bridge.
2. Trot over poles.
3. Trot left into serpentine.
4. Walk straight line and stop.
5. Back through poles.
6. Walk over pole and exit.

Walk .....  
Trot - - - - -  
Lope \_\_\_\_\_  
Back C C C C C  
C C C C C

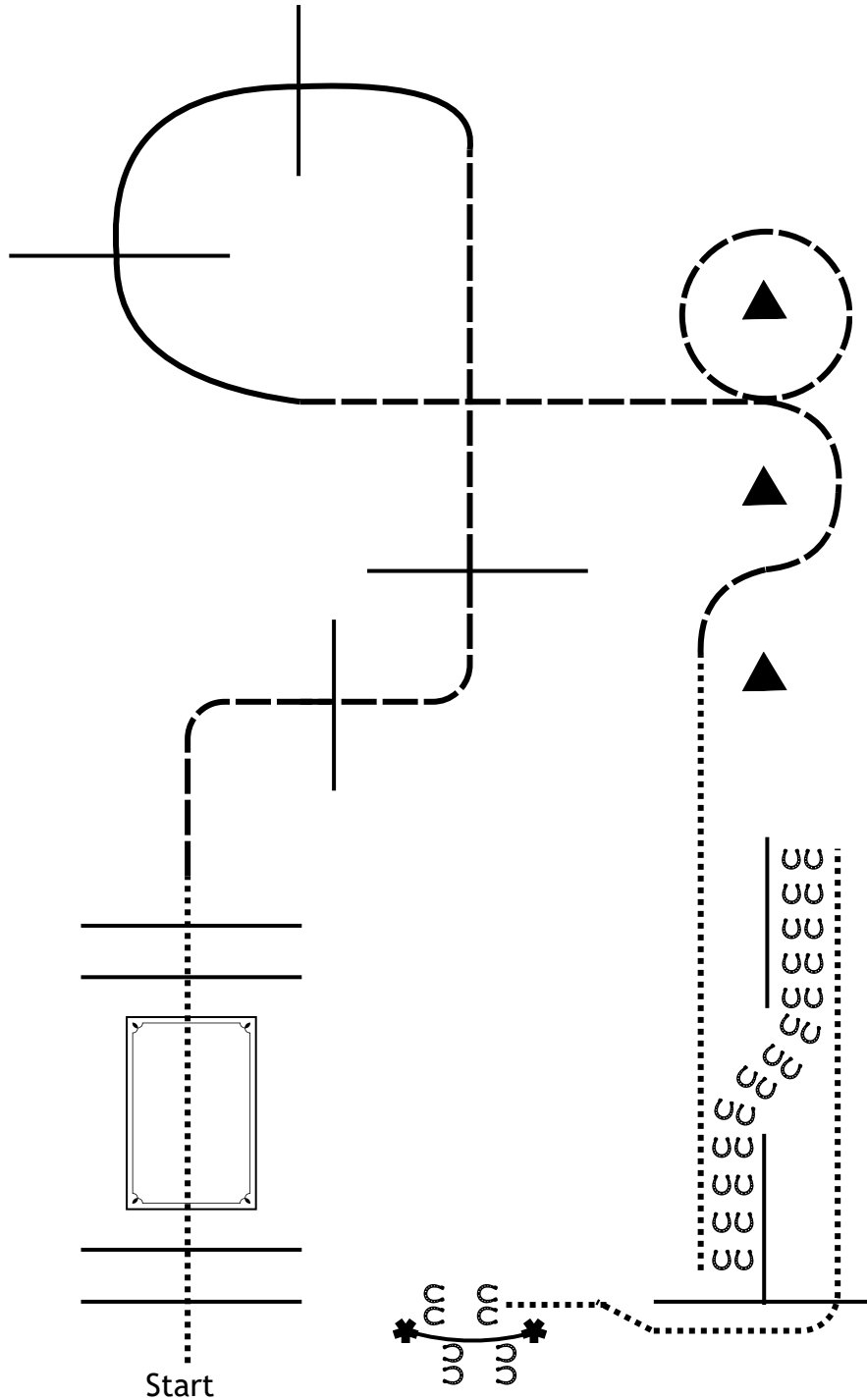
Provided By:

Kaysinger Horse Show Circuit

# KHSC April 2026

## Performance Trail (Classes 59, 60, 61)

Show Date: 4/11/2026 - 4/12/2026



1. Walk over poles & bridge.
2. Trot over poles.
3. Lope left lead over poles.
4. Trot left into serpentine.
5. Walk straight line and stop.
6. Back through poles.
7. Walk over pole to gate.
8. Left hand gate and walk to exit.

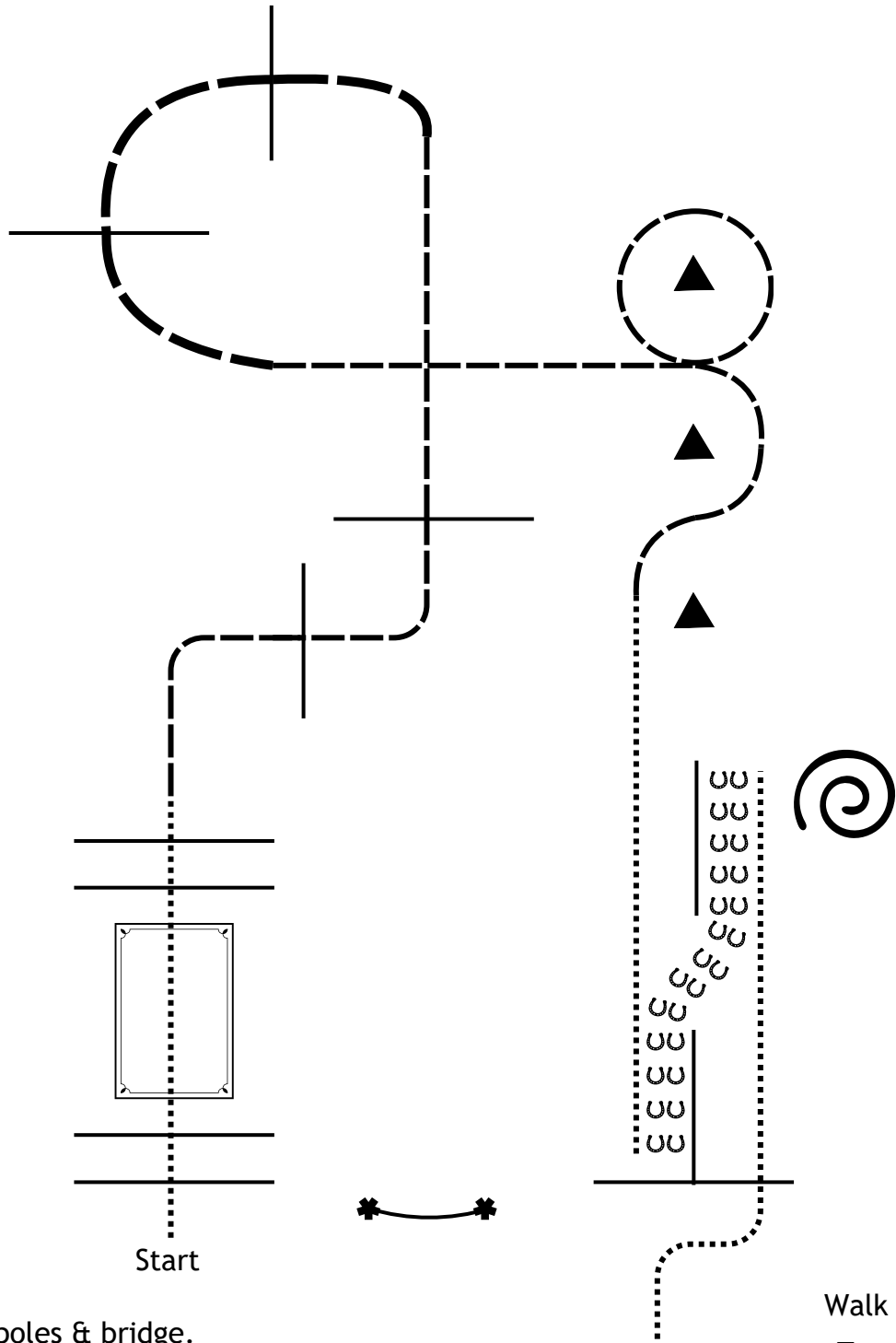
- Walk ..... (dotted line)
- Trot - - - - - (dashed line)
- Lope \_\_\_\_\_ (solid line)
- Back C C C C C (two rows of 'C' shapes)

Provided By:  
Kaysinger Horse Show Circuit

# KHSC April 2026

## Walk/Trot Ranch Trail (Classes 62, 63, 64, 65)

Show Date: 4/11/2026 - 4/12/2026



1. Walk over poles & bridge.
2. Trot over poles.
3. Extended trot left over poles.
4. Collect to trot and turn left into serpentine.
5. Walk straight line and stop.
6. Back through poles.
7. Rope swing above head (do not unravel or throw rope).
8. Walk over pole and exit.

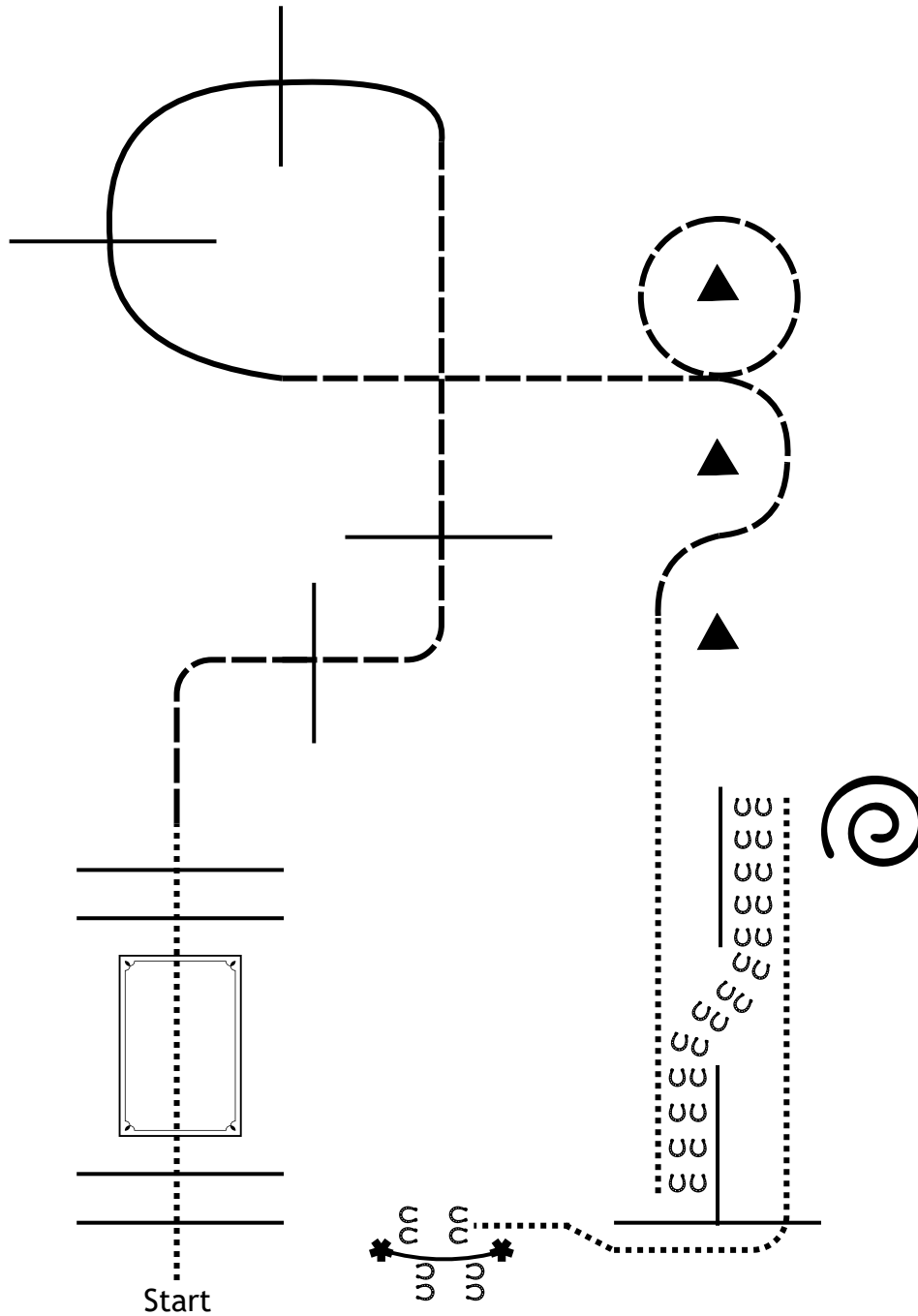
Walk .....  
Trot - - - - -  
Extended Trot — — — — —  
Back C C C C C

Provided By:  
Kaysinger Horse Show Circuit

# KHSC April 2026

## Ranch Trail (Classes 66, 67, 68)

Show Date: 4/11/2026 - 4/12/2026

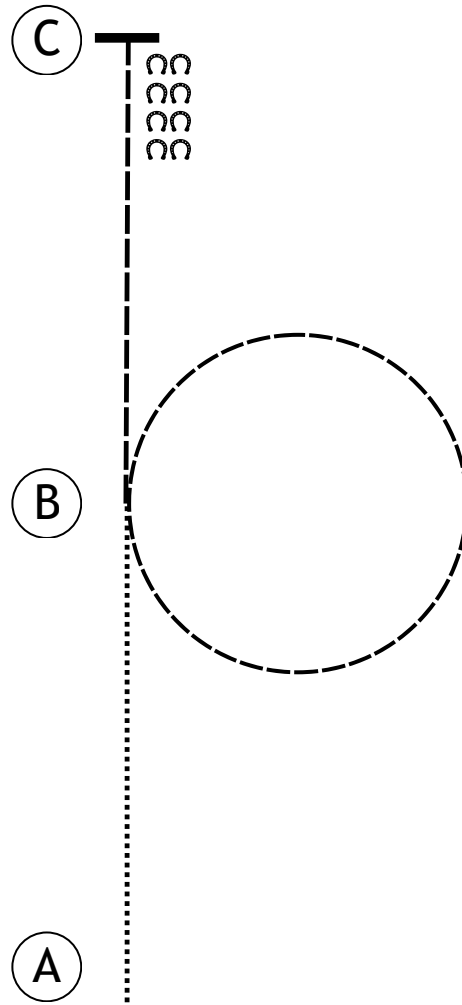


1. Walk over poles & bridge.
2. Trot over poles.
3. Lope left lead over poles.
4. Trot left into serpentine.
5. Walk straight line and stop.
6. Back through poles.
7. Rope swing above head (do not unravel or throw rope).
8. Walk over pole to gate.
9. Left hand gate and walk to exit.

Walk .....  
 Trot - - - - -  
 Lope \_\_\_\_\_  
 Back C C C C C  
           C C C C C

Provided By:  
 Kaysinger Horse Show Circuit

**KHSC April 2026**  
**Walk/Trot Hunt Seat/Saddle Seat Equitation**  
**(Classes 75, 76, 77, 78)**  
Show Date: 4/11/2026 - 4/12/2026



Be ready at A.

1. Walk from A to B.
2. At B, trot a circle to the right on the correct diagonal.
3. Continue trotting to C.
4. Stop and back one horse length.

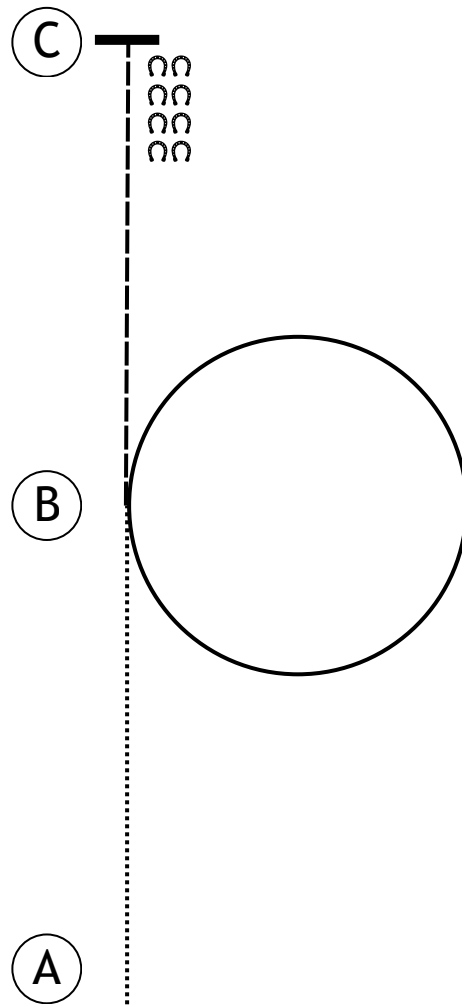
Walk .....  
Trot -----  
Back CCCC  
Marker (A)

Provided By:  
Judges

# KHSC April 2026

## Hunt Seat/Saddle Seat Equitation 13 & Under (Class 83)

Show Date: 4/11/2026 - 4/12/2026



Be ready at A.

1. Walk from A to B.
2. At B, canter a right lead circle to the right.
3. Trot to C on the left diagonal.
4. Stop and back one horse length.

Walk .....  
 Trot ----  
 Canter ———  
 Back CCCC  
       CCCC  
 Marker (A)

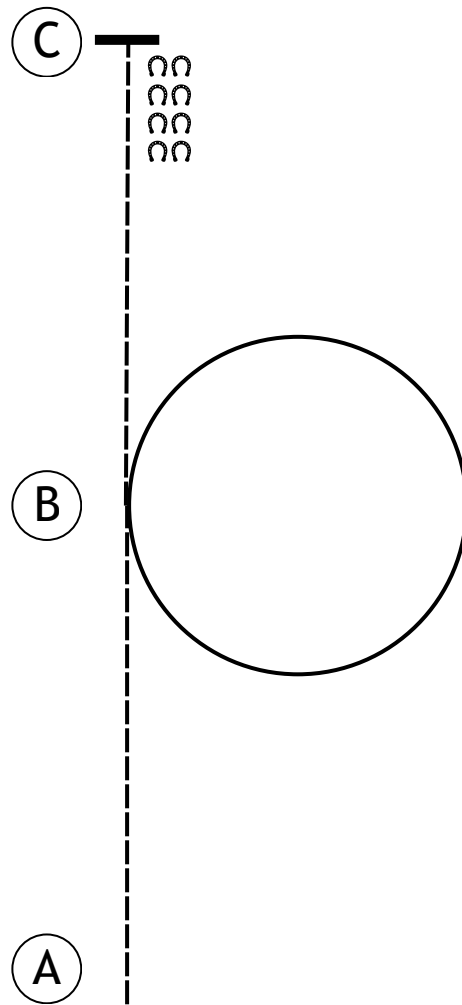
Provided By:  
Judges

# KHSC April 2026

## Hunt Seat/Saddle Seat Equitation 14-18

### (Class 84)

Show Date: 4/11/2026 - 4/12/2026



Be ready at A.

1. Perform a sitting trot from A to B.
2. At B, canter a right lead circle to the right.
3. Trot on the left diagonal to C.
4. Stop and back one horse length.

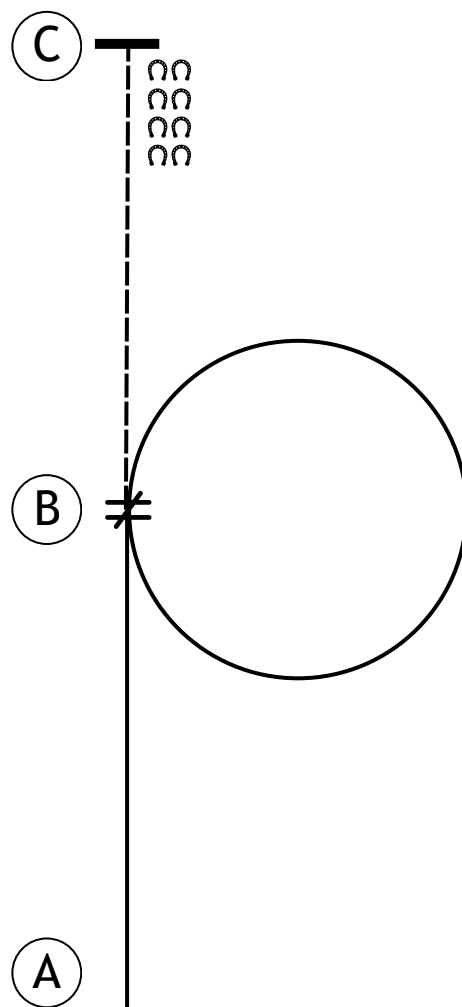
Walk .....  
 Trot ----  
 Canter ———  
 Back CCCC  
       CCCC  
 Marker (A)

Provided By:  
Judges

# KHSC April 2026

## Hunt Seat/Saddle Seat Equitation 19 & Over (Class 85)

Show Date: 4/11/2026 - 4/12/2026



Be ready at A.

1. Canter on the left lead from A to B.
2. At B, perform a lead change.
3. Canter a right lead circle to the right.
4. Trot on the left diagonal to C.
5. Stop and back one horse length.

Walk .....

Trot ----

Canter ———

Back C C C C C C C C C C

Marker (A)

Lead Change ≠

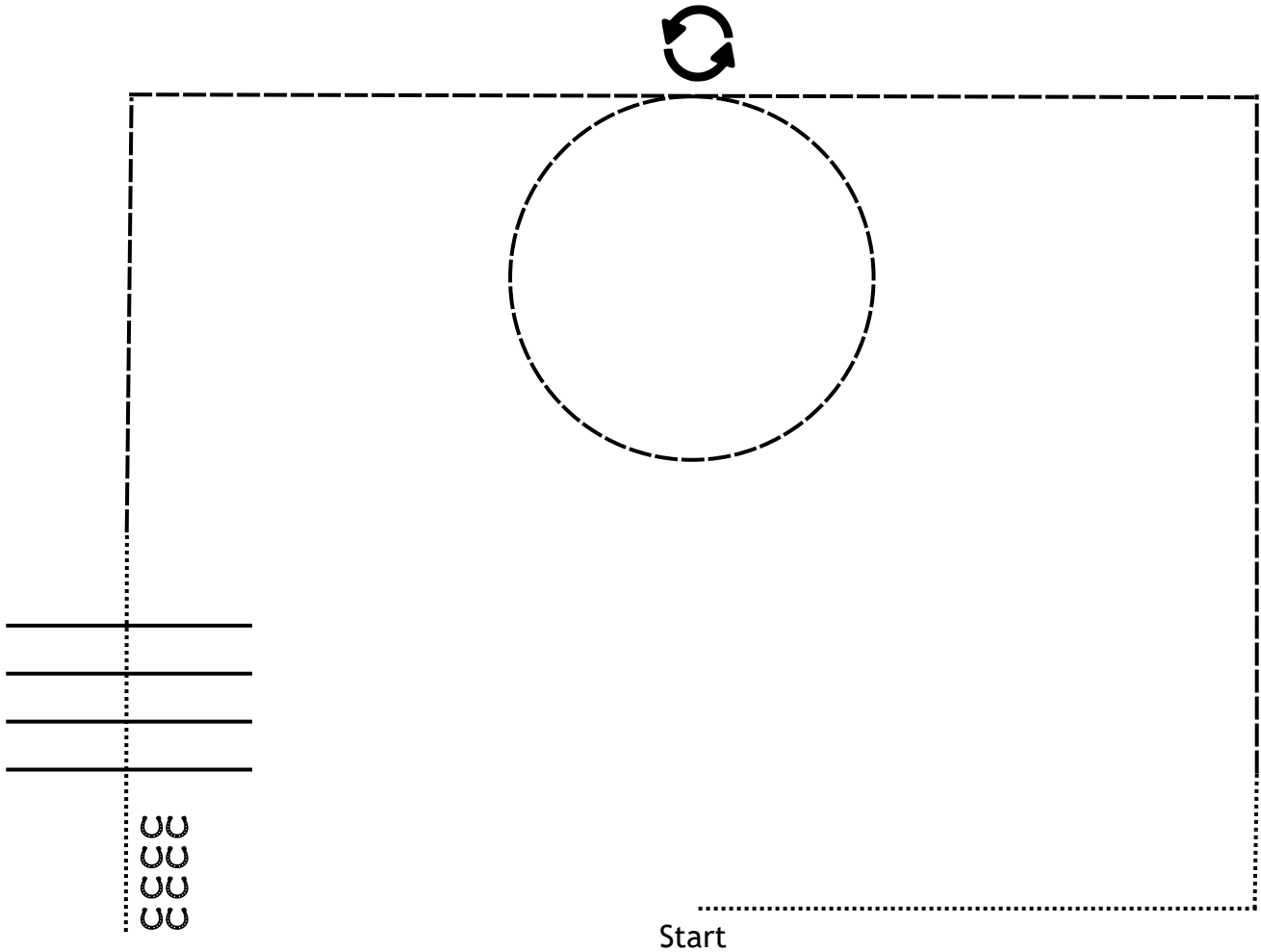
Provided By:  
Judges

# KHSC April 2026

## Walk/Trot Ranch Riding - Pattern

### (Classes 86, 87, 88, 89)

Show Date: 4/11/2026 - 4/12/2026



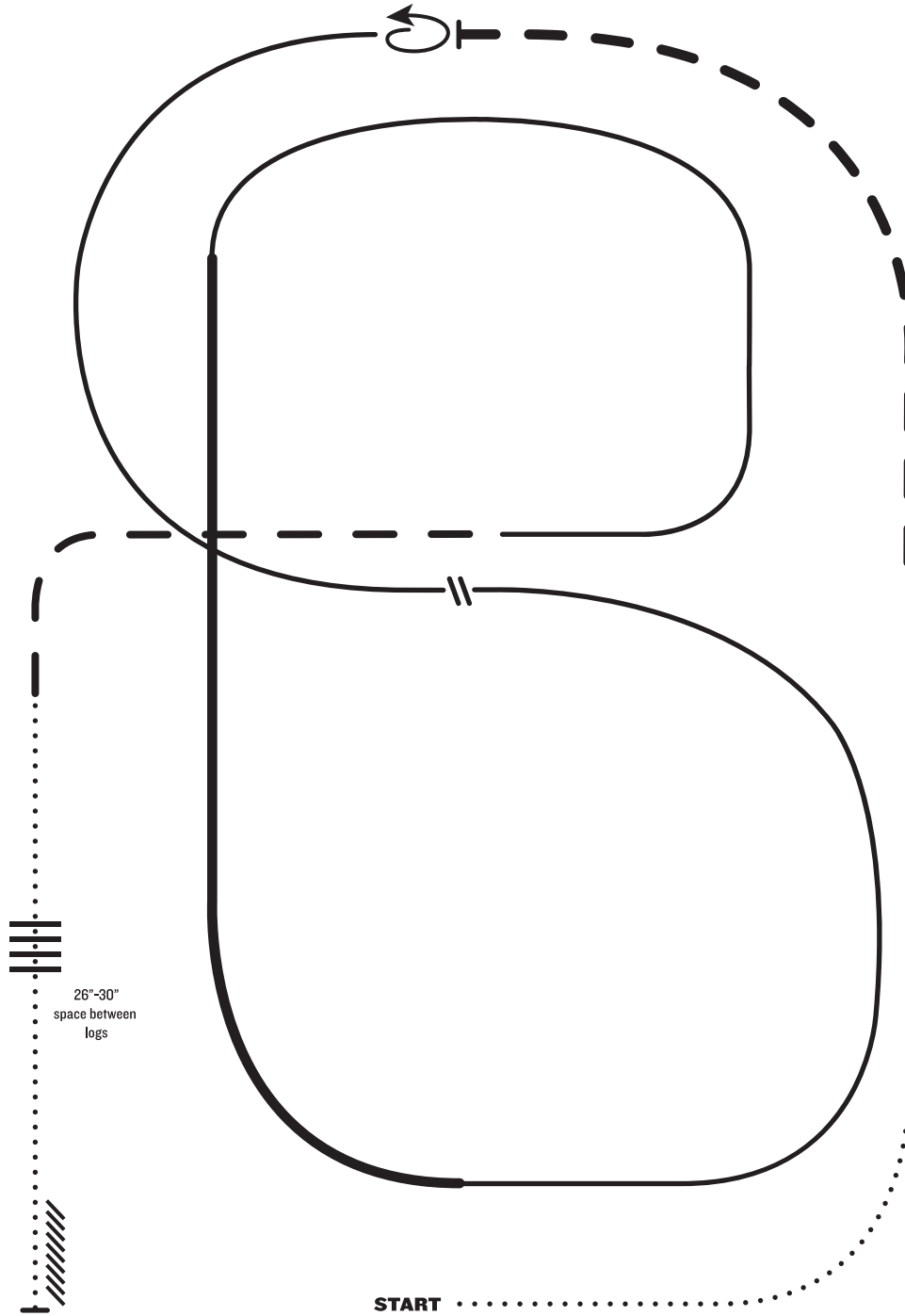
1. Walk.
2. Trot half way up the arena.
3. Turn left and trot to center.
4. Trot circle to the left.
5. Stop.
6. 360 turn to the left.
7. Trot.
8. Walk over rails.
9. Stop and back one horse length.

Walk .....  
 Trot ----  
 Back CCCC

Provided By:  
 Judges

# KHSC April 2026 RANCH RIDING - PATTERN 1

Classes (90, 91, 92)



1. Walk
2. Trot
3. Extend the trot, at the top of the arena, stop
4. 360° turn left
5. Left lead 1/2 circle, lope to the center
6. Change leads (simple or flying)
7. Right lead 1/2 circle
8. Extended lope up the long side of the arena (right lead)
9. Collect back to a lope around the top of the arena and back to center
10. Break down to an extended trot
11. Walk over logs
12. Stop and back

## LEGEND

.....	Walk
....	Extended Walk
- - -	Trot
- - - - -	Extended Trot
—————	Lope
—————	Extended Lope
//////	Back
\\	Lead Change

Note: The drawn description of this pattern is only intended for the general depiction of the pattern. Exhibitors should utilize the arena space to best exhibit their horses.